




# Clayton Bonsai

A wettable powder containing 20% w/w tebufenpyrad. An acaricide for the control of mites in top fruit, strawberries and ornamental plant production [Rose] (protected), and two spotted spider mite and damson hop aphid in hops. MAPP 17983

**Tebufenpyrad is a mitochondrial electron transport inhibitor (METI) acaricide and insecticide.**

		<p>CLAYTON BONSAI. A wettable powder containing 20% w/w tebufenpyrad</p>
		<p><b>WARNING:</b>  <b>HARMFUL IF INHALED.</b>  <b>HARMFUL IF SWALLOWED.</b>  <b>MAY CAUSE RESPIRATORY IRRITATION.</b>  <b>MAY CAUSE DAMAGE TO ORGANS (GASTROINTESTINAL TRACT) THROUGH PROLONGED OR REPEATED EXPOSURE (ORAL).</b>  <b>VERY TOXIC TO AQUATIC LIFE WITH LONG LASTING EFFECTS.</b></p> <p>USE ONLY OUTDOORS OR IN A WELL-VENTILATED AREA.          DO NOT BREATHE DUST/GAS/MIST/VAPOURS.          CALL A POISON CENTRE OR DOCTOR/PHYSICIAN.          IF INHALED: REMOVE PERSON TO FRESH AIR AND KEEP COMFORTABLE FOR BREATHING.          STORE IN A WELL-VENTILATED PLACE.          KEEP CONTAINER TIGHTLY CLOSED.          DISPOSE OF CONTENTS/CONTAINER TO A LICENSED HAZARDOUS-WASTE DISPOSAL CONTRACTOR OR COLLECTION SITE EXCEPT FOR EMPTY CLEAN CONTAINERS WHICH CAN BE DISPOSED OF AS NON-HAZARDOUS WASTE.</p> <p>Contains tebufenpyrad. May cause an allergic reaction.</p> <p>To avoid risks to human health and the environment, comply with the instructions for use.</p>
		

IMPORTANT INFORMATION	
<b>FOR USE ONLY AS A HORTICULTURAL ACARICIDE/INSECTICIDE, as directed below.</b>	
CROPS	Apples, Pears, Strawberries, Hops and Ornamental Plant Production (Rose, protected).
MAXIMUM INDIVIDUAL DOSE	See Other Specific Restrictions below.
MAXIMUM TOTAL DOSE	Details are given under DIRECTIONS FOR USE
LATEST TIMING	
<p><b>Other specific restrictions:</b> The following maximum concentrations must not be exceeded:</p> <p>Apples &amp; Pears 200 g product/100 litres water            Strawberries 150 g product/100 litres water            Ornamental Plant Production [Rose] (protected) 100 g product/100 litres water            Hops 300 g product/100 litres water</p>	
<p><b>READ THE LABEL BEFORE USE. USING THIS PRODUCT IN A MANNER THAT IS INCONSISTENT WITH THE LABEL MAY BE AN OFFENCE. FOLLOW THE CODE OF PRACTICE FOR USING PLANT PROTECTION PRODUCTS</b></p>	

The (COSHH) Control of Substances Hazardous to Health Regulations may apply to the use of this product at work.

<p><b>Approval Holder :</b>          Clayton Plant Protection (UK) Ltd.,          Bracetown Business Park, Clonee, Dublin 15.          Ireland.</p> <p>Tel: (00 353) 1 8210127  <a href="http://www.cpp.ag">www.cpp.ag</a>          Email: <a href="mailto:info@cpp.ag">info@cpp.ag</a></p>	<p><b>Pack size :</b> 1 kg in 10 x 100 g water soluble bag</p> <p><b>UN 3077</b></p> <p><b>Batch No :</b>  <i>*see footnote</i></p>
---	---

**Conditions of Supply:** all goods supplied by us are of high quality and we believe them to be correct but, as we cannot exercise control over their storage, handling, mixing or use, or weather conditions before, during and after application which may affect the performance of the goods, all conditions and warranties, statutory or otherwise, as to the quality or fitness for any purpose of our goods are excluded, and no responsibility will be accepted by us or resellers for any failure in performance, damage or injury whatsoever arising from their storage, handling, application or use. These conditions cannot be varied by our staff or agents whether or not they supervise or assist in the use of such goods.

*\* Clayton batch numbers have complete traceability back to the original manufacturer's batch numbers and are available to CRD on request. Clayton Bonsai with MAPP number 17983 has been confirmed by CRD to be identical to the reference product MAPP No: 13082.*

## SAFETY PRECAUTIONS

### Operator protection

Engineering control of operator exposure must be used where reasonably practicable in addition to the following personal protective equipment:

WEAR SUITABLE PROTECTIVE GLOVES when handling the product.

However, engineering controls may replace personal protective equipment if a COSHH assessment shows that they provide an equal or higher standard of protection.

WASH ALL PROTECTIVE CLOTHING thoroughly after use, especially the insides of gloves.

WASH ANY CONTAMINATION from skin or eyes immediately.

AVOID ALL CONTACT BY MOUTH.

AVOID ALL CONTACT WITH SKIN.

WASH HANDS AND EXPOSED SKIN before meals and after work.

### Environmental protection

Do not contaminate surface waters or ditches with chemical or used container.

HIGH RISK TO BEES. Do not apply to crops in flower or to those in which bees are actively foraging, except as directed in hops. Do not apply when flowering weeds are present.

This product qualifies for inclusion within the Local Environmental Risk Assessment for Pesticides (LERAP) scheme. Before each spraying operation from a horizontal boom sprayer or broadcast air-assisted sprayer, either a LERAP must be carried out in accordance with CRD's published guidance or the statutory buffer zone must be maintained. The results of the LERAP must be recorded and kept available for three years.



DO NOT ALLOW DIRECT SPRAY from horizontal boom sprayers to fall within 5m of the top of the bank of a static or flowing water body, unless a Local



Environmental Risk Assessment for Pesticides (LERAP) permits a narrower buffer zone, or within 1m of the top of a ditch which is dry at the time of application.

DO NOT ALLOW DIRECT SPRAY from hand-held sprayers to fall within 1m of the top of the bank of a static or flowing water body. Aim spray away from water.

DO NOT ALLOW DIRECT SPRAY from broadcast air-assisted sprayers to fall within 18m of the top of the bank of a static or flowing waterbody, unless a Local

Environmental Risk Assessment for Pesticides (LERAP) permits a narrower buffer zone, or within 5m of the top of a ditch which is dry at the time of application. Aim spray away from water.

### Storage and disposal

KEEP IN ORIGINAL CONTAINER, tightly closed in a safe place.

EMPTY CONTAINER COMPLETELY and dispose of safely.

DO NOT STORE ABOVE 40°C.

## DIRECTIONS FOR USE.

**IMPORTANT: This information is approved as part of the Product Label. All instructions within this section must be read carefully in order to obtain safe and successful use of this product.**

### Restrictions/Warnings

Failure to comply with label recommendations may result in reduced activity or crop damage. Small scale testing of any rose variety is recommended at all crop stages before use to establish its tolerance under the conditions of use. Allow sufficient time for symptoms to develop.

### Crops to be processed for human consumption

Before using Clayton Bonsai on crops to be processed for human consumption, consult your processor. Considering the diversity of existing legislation it is recommended that in cases where foodstuffs treated with Clayton Bonsai are to be exported, the regulations of the importing country should be consulted.

### Pest control

Clayton Bonsai controls:

Apples and pears	Fruit tree red spider mite ( <i>Panonychus ulmi</i> ) Moderate control of apple rust mite ( <i>Aculus schlechtendali</i> )
Strawberries, hops and ornamental plant production (Rose protected);	Two spotted spider mite ( <i>Tetranychus urticae</i> )
Hops	Damson hop aphid ( <i>Phorodon humuli</i> )

Clayton Bonsai controls all spider mite stages from eggs (except winter eggs) to adults.

### Resistance management

To reduce the possibility of the development of resistance, no more than one application of Clayton Bonsai should be made to any ONE crop in any ONE growing season (except for the recommended programme for the control of damson-hop aphid in hops; see below). Other METI (mitochondrial electron transport inhibitors) acaricides should NOT be applied to the same crop in the same season as Clayton Bonsai either separately or in mixture.

Strains of some aphid species are resistant to many aphicides. Where aphids resistant to products containing tebufenpyrad occur, Clayton Bonsai is unlikely to give satisfactory control. Repeat treatments are likely to result in lower levels of control.

Note: for damson-hop aphid, use wherever possible different active ingredients in a programme of treatments.

### Crop-specific information

Clayton Bonsai has been shown to have no effect on fruit quality or fruit finish.

#### Apples and pears : Time and rate of application.

For the control of fruit tree red spider mite apply Clayton Bonsai at a rate of 500g/ha in a spray volume of 250 to 2000 litres of water/ha. Apply before the pest becomes established.

Applications must not be made before 90% petal fall. Consult your adviser for current mite treatment thresholds. Moderate control of apple rust mite can be achieved from applications made against fruit tree red spider mite in apples.

The in-use spray concentration must not exceed 200 g product per 100 litres water.

Maximum dose per year: 500g product/ha.

DO NOT APPLY LATER THAN 7 days before harvest.

#### Ornamental Plant Production (Rose, protected) : Time and rate of application

For the control of two spotted spider mite apply Clayton Bonsai at a rate of 50 to 100g per 100 litres of water. Apply when pests are first seen. Use the higher rate if the pest is already established, or if pest numbers are known to be increasing rapidly. Apply as a high volume spray, sufficient to give complete coverage of the foliage. Small scale testing of any rose variety is recommended at all crop stages before use to establish its tolerance under the conditions of use. Allow sufficient time for any symptoms to develop.

The in-use spray concentration must not exceed 100g product/100 litres water.

Maximum dose per year: 6000g product/ha.

### Hops : Time and rate of application

To control two spotted spider mite apply Clayton Bonsai at a rate of 50g per 100 litres water as a high volume spray of 500 to 2000 litres water/ha. Apply before the pest becomes established. Applications can be made from before the hops reach the top of the wires.

For the control of damson hop aphid apply Clayton Bonsai according to the following recommended programme:

First spray: 150g/100 litres water: at the start of the fly-in period.

Second spray 110 g/100 litres water: 21-28 days after 1st spray.

Third spray: 90g/100 litres water: 21-28 days after 2nd spray, before opening of cones.

Apply as a high volume spray of 500 to 2000 litres water/ha. Application volume depends on age of plant and time of year. For best results sprays must achieve good coverage of the whole bine.

Where the first spray is applied in less than 1000 litres water/ha, the dose should be maintained at 1500g of product/ha.

This programme will also give control of two-spotted spider mite.

The in-use spray concentration must not exceed 300g product/100 litres water.

Maximum dose per year: 6000g product/ha.

DO NOT APPLY LATER THAN 21 days before harvest.

### Strawberries : Time and rate of application

For the control of two spotted spider mite apply Clayton Bonsai at a rate of 750g/ha in a spray volume of 500 to 1500 litres water/ha. Apply when spider mites first appear in the crop and before any populations become established. Consult your adviser for current mite treatment thresholds.

Good spray coverage of the upper and lower leaf surfaces is essential for best results.

The in-use spray concentration must not exceed 150g product per 100 litres water.

Maximum dose per year: 750g product/ha.

DO NOT APPLY LATER THAN 3 days before harvest.

### Mixing and Spraying

One third fill the tank with water. Start agitation. Open the re-sealable pack and remove with dry gloves the required number of water soluble bags. Add the bags to the tank and allow them to disperse. Re-seal the pack, if there are any water soluble bags left in the pack. DO NOT OPEN BAGS. If tank-mixing, add the other product(s) only if Clayton Bonsai has fully dispersed. Fill the tank. Maintain agitation whilst spraying.

#### Spraying

Due to the size of the water soluble sachet, Clayton Bonsai should not be used in knapsack sprayers. DO NOT REMOVE INNER LINER.

Each 100g pack will treat:

Dose g/ha	Hectares treated by one 100 g pack
500	0.2
750	0.13
1000	0.1

### Water Volume

See recommendations for specific crops. Total cover is required for effective control. If spraying large trees or hop bines use high volumes in accordance with Good Agricultural/ Horticultural Practice.

=====