




# CLAYTON LAUNCH

Contains 212.5 g/l (19.7 % w/w) dimethenamid-p and 250 g/l (23.2 % w/w) pendimethalin in an emulsifiable concentrate for the control of a range of weeds in forage and grain maize. MAPP 16277

<b>CLAYTON LAUNCH contains pendimethalin in an emulsifiable concentrate</b>	
	<b>DANGER</b>
	<p><b>CAUSES SKIN IRRITATION.</b>  <b>HARMFUL IF SWALLOWED.</b>  <b>MAY CAUSE AN ALLERGIC SKIN REACTION.</b>  <b>MAY BE FATAL IF SWALLOWED AND ENTERS AIRWAYS.</b>  <b>VERY TOXIC TO AQUATIC LIFE.</b>  <b>VERY TOXIC TO AQUATIC LIFE WITH LONG LASTING EFFECTS.</b>  <b>TO AVOID RISKS TO HUMAN HEALTH AND THE ENVIRONMENT, COMPLY WITH THE INSTRUCTIONS FOR USE.</b>  <b>AVOID BREATHING VAPOURS.</b>  <b>WASH WITH PLENTY OF WATER AND SOAP THOROUGHLY AFTER HANDLING.</b>  <b>DO NOT EAT, DRINK OR SMOKE WHEN USING THIS PRODUCT.</b>  <b>CONTAMINATED WORK CLOTHING SHOULD NOT BE ALLOWED OUT OF THE WORKPLACE.</b>  <b>WEAR PROTECTIVE GLOVES.</b></p>
	<p>IF SWALLOWED: Immediately call a POISON CENTRE or doctor/physician.          Rinse mouth. Do NOT induce vomiting.          IF ON SKIN: Wash with plenty of soap and water. If skin irritation or rash occurs: Get medical advice/attention.          Remove/Take off immediately all contaminated clothing.          Collect spillage.          Store locked up.          Dispose of contents/container in accordance with local regulations.</p>

The Control of Substances Hazardous to Health (COSHH) Regulations may apply to the use of this product at work.

<b>IMPORTANT INFORMATION : FOR USE ONLY AS AN AGRICULTURAL HERBICIDE</b>			
Crop	Maximum individual dose of product	Maximum total dose of product	Latest time of application
Forage maize Grain maize	4 litres per ha	4 litres per ha per crop	Before 5 <sup>th</sup> true-leaf stage (GS 14).
<b>Other specific restrictions :</b> This product must not be applied to maize crops grown under plastic covers, mulches or other forms of protection.			
<b>READ THE LABEL BEFORE USE. USING THIS PRODUCT IN A MANNER THAT IS INCONSISTENT WITH THE LABEL MAY BE AN OFFENCE. FOLLOW THE CODE OF PRACTICE FOR USING PLANT PROTECTION PRODUCTS.</b>			

## SAFETY PRECAUTIONS

### Operator protection

Engineering control of operator exposure must be used where reasonably practicable in addition to the following personal protective equipment:

**WEAR SUITABLE PROTECTIVE CLOTHING (COVERALLS) AND SUITABLE PROTECTIVE GLOVES** when handling the concentrate.

However, engineering controls may replace personal protective equipment if a COSHH assessment shows they provide an equal or higher standard of protection.

Wear suitable gloves.

Avoid contact with skin.

**WHEN USING, DO NOT EAT, DRINK OR SMOKE.**

**WASH HANDS** before eating and drinking and after work.

**IF YOU FEEL UNWELL,** seek medical advice immediately (show the label where possible).

If swallowed, seek medical advice immediately and show this container or label.

### Environmental protection

Do not contaminate water with the product or its container. Do not clean application equipment near surface water. Avoid contamination via drains from farmyards and roads.

Use appropriate containment to avoid environmental contamination.

To protect aquatic organisms respect an unsprayed buffer zone to surface water bodies in line with LERAP



requirements. This product qualifies for inclusion within the Local Environmental Risk Assessment for Pesticides (LERAP) scheme. Before each spraying operation from a horizontal boom sprayer, either a LERAP must be carried out in accordance with CRD published guidance or the statutory buffer zone must be maintained. The results of the LERAP must be recorded and kept available for inspection for three years. **DO NOT ALLOW DIRECT SPRAY** from horizontal boom sprayers to fall within 5m of the top of the bank of a static or flowing water-body, unless a Local Environmental Risk Assessment for Pesticides (LERAP)

permits a narrower buffer zone, or within 1m of the top of a ditch which is dry at the time of application. Aim spray away from water.

### Storage and disposal

KEEP OUT OF REACH OF CHILDREN.

KEEP AWAY FROM FOOD, DRINK AND ANIMAL FEEDING STUFFS.

KEEP IN ORIGINAL CONTAINER, tightly closed, in a safe place.

This material and its container must be disposed of in a safe way.

DO NOT RE-USE CONTAINER for any purpose.

RINSE CONTAINER THOROUGHLY by using an integrated pressure rinsing device or manually rinsing three times. Add washings to sprayer at time of filling and dispose of the container safely.

### To avoid risks to man and the environment, comply with the instructions for use.

This product is approved under the Plant Protection Products Regulations.

**Clayton Plant Protection (UK) Ltd.,  
Bracetown Business Park  
Clonee, Dublin 15  
Ireland.**

Tel: (00 353) 1 8210127

Contents: **10 litres e**

PROTECT FROM FROST

SHAKE THOROUGHLY BEFORE USE

Batch No:

Permit holder: Clayton Plant Protection Ltd. Address as above.

**Conditions of Supply:** all goods supplied by us are of high quality and we believe them to be correct but, as we cannot exercise control over their storage, handling, mixing or use, or weather conditions before, during and after application which may affect the performance of the goods, all conditions and warranties, statutory or otherwise, as to the quality or fitness for any purpose of our goods are excluded, and no responsibility will be accepted by us or resellers for any failure in performance, damage or injury whatsoever arising from their storage, handling, application or use. These conditions cannot be varied by our staff or agents whether or not they supervise or assist in the use of such goods.

## DIRECTIONS FOR USE

**IMPORTANT:** This information is approved as part of the Product Label. All instructions within this section must be read carefully in order to obtain safe and successful use of this product.

### ACTIVITY

Clayton Launch is a residual herbicide acting upon weeds during their germination and early development. The safety of the crop is achieved primarily by the crop seed being covered with a protective layer of soil or in the case of emerged crops, by being advanced beyond the susceptible germination stage. Soil moisture is necessary to activate herbicidal activity.

### TREATABLE CROPS

Forage maize and grain maize of all varieties being grown on mineral soils may be treated. Some loss of efficacy is likely to occur on soils with a high ash content or more than 5 % organic matter; **DO NOT USE** Clayton Launch on soils containing 10% or more organic matter. **DO NOT USE** on maize seed crops or their precursor inbred lines or on sweetcorn varieties.

### Notes:

1. Crops under-sown or intended for under-sowing must not be treated with Clayton Launch.
2. Do not use on crops under any form of protection, e.g. under plastic covers.
3. Full development of the crown roots (support roots) may be impaired but this is without effect upon gross yield.

### CROP AND SOIL CONDITIONS



- Straw, trash and ash must be removed or buried/incorporated 15 cm deep otherwise poor weed control may result. Ploughing is recommended of soils with raised organic matter levels in the surface horizon.
- Some loss of activity might occur on highly adsorbent soils.
- The seed must be drilled at least 5 cm deep into a firm seedbed with adequate fine-medium crumb and well covered by firmed soil. *Treat shallowly drilled crops post-emergence only.* Poor weed control may be obtained on loose or on cloddy soils and may also lead to crop damage; consolidate after drilling as necessary.
- Do not treat crops on land subject to water-logging or suffering stress from any cause, such as drought, poor drainage, severe disease or pest attack, grazing, nutrient deficiency, excessive soil compaction or prior pesticide treatment.
- Some crop injury might occur after application to crops on stony or gravelly soils; the damage may be increased by heavy rain falling shortly after application.
- DO NOT cultivate or harrow the crop after spraying or otherwise incorporate the herbicide into the body of the soil.

#### TIME AND RATE OF APPLICATION

Time of Application	Rate of Application	Remarks
Apply after sowing before crop emergence or post-crop emergence when at the 1-4 leaves crop stage (GS 10-14).	Apply Clayton Launch at 4 l/ha in 200-400 l/ha water.	Application pre-emergence of weeds, if all conditions are met, gives the best results.
<b>Note:</b> If weed burdens are abnormally high or weed control is impaired by dry weather, further treatment post-emergence with a suitable alternative product may be necessary.		

#### WEATHER

Reduced crop vigour and reduced plant count, with possible yield reduction, might occur following heavy rain shortly after application. However adequate soil moisture is essential for herbicidal activity; best results are obtained when rain falls within 7 days of application. Dry weather after application may lead to poor weed control.

#### APPLICATION

Apply Clayton Launch in 200-400 l/ha water as a FINE or MEDIUM spray (BCPC definitions). Take extreme care to avoid spray drift; spray drift onto adjacent land might damage sensitive crops growing or to be planted there. Do not spray in windy weather. Apply accurately to give even coverage of ground/weeds. Avoid overlapping spray swaths and local overdosing.

#### MIXING

Invert the container several times and shake thoroughly before pouring. Half-fill the spray tank with clean water. With the sprayer contents under agitation, add the required quantity of Clayton Launch. Continue agitation whilst topping up the tank with water and until the mix is sprayed out. Do not allow mixed spray to stand in the spray tank. When tank-mixing with a compatible product follow instructions as to the order of mixing. Add each product to the spray tank separately and disperse before mixing in the next product. Spray immediately after mixing.

**Caution: Clayton Launch, whether diluted with water or undiluted, will stain skin, clothing and equipment. Avoid spillages. In the event of spillage, remove contaminated clothes and wash skin and clothes immediately; similarly wash equipment immediately.**

#### PROCESSED CROPS

Consult processors before treating crops intended for processing.

## WEED CONTROL

The control of weeds under good soil and weather conditions and their stages for susceptibility to 4 l/ha Clayton Launch, following application pre-emergence or post-emergence of the weed, is indicated:

Weed	Pre-emergence susceptibility	Post-emergence susceptibility
Black-bindweed	S	S to 2 leaves
Charlock	S	S to 2 leaves
Chickweed, common	S	S to 4 leaves
Dead nettle, henbit	S	(-)
Dead-nettle, red	S	(-)
Fat-hen	S	S to 2 leaves
Forget-me-not, field	MS	(-)
Groundsel	MS	R
Hemp-nettle, common	S	(-)
Knotgrass	S	S to 2 leaves
Marigold, corn	S	(-)
Mayweed, scented	S	S to 2 leaves
Mayweed, scentless	S	S to 2 leaves
Meadow-grass, annual	S	S to 2 leaves
Nightshade, black	S	S to 3 leaves
Orache, common	S	MS to 2 leaves
Pansy, field	MS	(-)
Persicaria, pale	S	(-)
Pimpernel, scarlet	S	(-)
Poppy, common	MS	(-)
Redshank	S	S to 2 leaves
Shepherd's-purse	S	S to 2 leaves
Sowthistle, smooth	MS	(-)
Speedwell spp.	S	S to 2 leaves
Volunteer oilseed rape	S	(-)

S = Susceptible    MS = Moderately Susceptible    R = Resistant    (-) = No information

### Resistant strains

Strains of some annual grasses, e.g. black-grass, wild-oat and Italian rye-grass, have developed resistance to herbicides which may lead to poor control. A strategy for preventing and managing such resistance should be adopted. Guidelines have been produced by the Weed Resistance Action Group and are available from the HGCA, CPA, your distributor, crop advisor or product manufacturer.

### FOLLOWING CROPS

After harvest, mould-board plough or conduct soil-mixing cultivations at least 15 cm deep before sowing or planting the following crop; ploughing is not obligatory in the case of cereals or always necessary before the sowing of rye-grass provided that the preceding growing season has not been dry. Plough 15 cm deep before sowing rye-grass after a dry season.

The following restrictions apply to re-cropping after crop failure and normal harvest (if applicable) following ploughing at least 15 cm deep and normal seedbed cultivations:

Time elapsed since application	Permissible crops
2 months	Field beans, broad beans, dwarf beans. Brussels sprouts, cabbage, calabrese, cauliflower, turnip. Carrots, parsley, parsnips, peas, linseed.
5 months	Any crop except red beet, sugar beet, spinach.
12 months	Red beet, sugar beet, spinach.

Check also the following crop restrictions placed on other products used in a programme.

### CLEANING OF EQUIPMENT

After spillages and immediately after each days use thoroughly clean all equipment with water and a cleaning agent recommended for the cleaning of sprayers. At least three tank rinses are necessary. For the final rinse, fill the spray tank with clean water and leave overnight. Spray out and allow equipment to dry. Dispose of washings in the approved manner.