






## CLAYTON MARITIME

A systemic fungicide with curative and protectant properties for the control of powdery mildew on the listed horticultural crops. Contains 250 g/l (27.2% w/w) bupirimate with n-butanol in an emulsifiable concentrate. MAPP 16593

	<b>Clayton Maritime contains bupirimate with n-butanol</b>
	<b>Danger</b> <b>May be fatal if swallowed and enters airways</b> <b>May cause respiratory irritation</b> <b>Toxic to aquatic life with long lasting effects</b> <b>Flammable liquid and vapour</b>
	Keep out of reach of children Keep away from heat, hot surfaces, sparks, open flames and other ignition sources. No smoking. Take precautionary measures against static discharge Avoid breathing dust/fume/gas/mist/vapours/spray Do NOT induce vomiting Dispose of contents/ container to an approved waste disposal plant Repeated exposure may cause skin dryness or cracking Do not contaminate water with the product or its container
	To avoid risks to human health and the environment, comply with the instructions for use
	The Control of Substances Hazardous to Health (COSHH) Regulations may apply to the use of this product at work.

### SAFETY PRECAUTIONS

#### Operator protection

Engineering control of operator exposure must be used where reasonably practicable in addition to the following personal protective equipment:

WEAR SUITABLE PROTECTIVE GLOVES AND FACE PROTECTION (FACESHIELD) when handling the concentrate.

However, engineering controls may replace personal protective equipment if a COSHH assessment shows they provide an equal or higher standard of protection.

Wear suitable gloves.

AVOID CONTACT WITH SKIN.

WASH CONCENTRATE from skin or eyes immediately.

DO NOT BREATHE SPRAY.

WHEN USING, DO NOT EAT, DRINK OR SMOKE.

WASH HANDS AND EXPOSED SKIN before meals and after work.

IF SWALLOWED, do not induce vomiting; seek medical advice immediately and show this container or label.

#### Environmental protection

DO NOT CONTAMINATE SURFACE WATERS OR DITCHES with chemical or used container.

Use appropriate containment to avoid environmental contamination.

#### Storage and disposal

KEEP OUT OF REACH OF CHILDREN.

KEEP AWAY FROM FOOD, DRINK AND ANIMAL FEEDING STUFFS.

KEEP IN ORIGINAL CONTAINER, tightly closed, in a safe place.

This material and its container must be disposed of in a safe way.

DO NOT RE-USE CONTAINER for any purpose.

WASH OUT CONTAINER THOROUGHLY by using an integrated pressure rinsing device or manually rinsing three times. Add washings to sprayer at time of filling and dispose of the container safely.

<b>IMPORTANT INFORMATION : FOR USE ONLY AS A HORTICULTURAL FUNGICIDE</b>			
<b>Crop</b>	<b>Maximum individual dose of product</b>	<b>Maximum number of treatments</b>	<b>Latest time of application</b>
Ornamental plant production (outdoor)	See OSR 9	-	-
Ornamental plant production (protected)	See OSR10	-	-
Apple (outdoor), pear (outdoor)	See OSR1	4 per year	14 days before harvest
Strawberry (outdoor)	1.4 l/ha	3 per year	One day before harvest
Strawberry (protected)	1.4 l/ha	3 per year	One day before harvest
Raspberry (outdoor)	1.1 l/ha	See OSR 2	Eight days before harvest
	Or 1.4 l/ha	See OSR 3	Eight days before harvest
Blackcurrant (outdoor)	2 l/ha	See OSR 4	Seven days before harvest
	Or 1 l/ha	See OSR 5	Seven days before harvest
Hops (outdoor)	2.8 l/ha	6 per year	14 days before harvest
Courgette (outdoor), marrow (outdoor)	See OSR 6	6 per year	Two days before harvest
Gooseberry (outdoor)	1.4 l/ha	5 per year See OSR 7	14 days before harvest
	Or 1.1 l/ha	6 per year See OSR 7	14 days before harvest
	Or 0.7 l/ha	10 per year See OSR 7	14 days before harvest
Cucumber (protected)	See OSR 8	6 per crop	Two days before harvest
<b>Other specific restrictions (OSR)</b>			
1. When used on apple and pear the maximum concentration must not exceed 60 ml of product per 100 litre water.			
2. When applied to raspberry at 1.1 litres product/hectare a minimum interval of 10 days must be observed between applications.			
3. When applied to raspberry at 1.4 litres product/hectare a minimum interval of 14 days must be observed between applications.			
4. When applied to blackcurrant at 2 litres product/hectare a minimum interval of 14 days must be observed between applications.			
5. When applied to blackcurrant at 1 litre product/hectare a minimum interval of 7 days must be observed between applications.			
6. When applied to marrow and courgette the maximum concentration must not exceed 0.2 litre of product per 100 litre water.			
7. When applied to gooseberry the maximum total dose must not exceed 7 litres of product per hectare per year.			
8. When applied to cucumber the maximum concentration must not exceed 0.2 litre of product per 100 litre water.			
9. When applied to outdoor ornamentals the maximum concentration must not exceed 380 ml of product per 100 litre water.			
10. When applied to protected ornamentals the maximum concentration must not exceed 380 ml of product per 100 litre water.			
<b>READ THE LABEL BEFORE USE. USING THIS PRODUCT IN A MANNER THAT IS INCONSISTENT WITH THE LABEL MAY BE AN OFFENCE. FOLLOW THE CODE OF PRACTICE FOR USING PLANT PROTECTION PRODUCTS.</b>			

**Approval Holder :**

**Clayton Plant Protection Ltd.  
Bracetown Business Park  
CLONEE, Dublin 15  
Ireland.**

Tel: (00 353) 1 8210127

Email: [info@cpp.ag](mailto:info@cpp.ag)

[www.cpp.ag](http://www.cpp.ag)

Contents: **1 litre e**

PROTECT FROM FROST  
SHAKE THOROUGHLY BEFORE USE

Batch No:

Marketed in the UK by :  
Clayton Plant Protection UK Ltd.  
Address as above



**Conditions of Supply:** all goods supplied by us are of high quality and we believe them to be correct but, as we cannot exercise control over their storage, handling, mixing or use, or weather conditions before, during and after application which may affect the performance of the goods, all conditions and warranties, statutory or otherwise, as to the quality or fitness for any purpose of our goods are excluded, and no responsibility will be accepted by us or resellers for any failure in performance, damage or injury whatsoever arising from their storage, handling, application or use. These conditions cannot be varied by our staff or agents whether or not they supervise or assist in the use of such goods.

## DIRECTIONS FOR USE

**IMPORTANT: This information is approved as part of the Product Label. All instructions within this section must be read carefully in order to obtain safe and successful use of this product.**

Clayton Maritime is a systemic fungicide (FRAC mode of action group 8) active against powdery mildew infecting the listed crops. Best results are obtained from applications made before or immediately the disease becomes active.

### APPLE AND PEARS

<b>Dose</b>	60 ml product per 100 litres water applying up to 1500 litres of spray per ha (maximum).	
<b>Timing</b>	<b>Apples</b>	<b>Pears</b>
	Start the spray programme at late green cluster. Repeat the treatment at not less than 10 day intervals (especially during the critical period of rapid leaf growth in June) until cessation of extension growth; post-harvest treatment may be required if powdery mildew persists and to reduce the level of overwintering inoculum.	Start the spray programme at white bud stage. Repeat the treatment at not less than 10 day intervals until cessation of extension growth; post-harvest treatment may be required if powdery mildew persists and to reduce the level of overwintering inoculum.
<b>Remarks</b>	A maximum 4 applications of Clayton Maritime may be made per year; introduce alternative fungicides as appropriate to fulfil the spray programme. For early season application apply a minimum 200 litres of spray per ha. When trees are in full leaf apply a minimum 500 litres spray per ha. Certain adjustments may be applicable. Where tree height and/or canopy density is reduced, the dose (and water volume) should be adjusted in accordance with an appropriate dose adjustment scheme. Consult your specialist advisor for further information. Further information on the PACE scheme is available on HDC Fact Sheet 'Orchard Spraying: Opportunities to reduce rates'.	
<b>Harvest interval</b>	14 days	

### BLACKCURRANTS

<b>Dose</b>	Either: 1 l/ha at 7 day intervals. Or: 2 l/ha at 14 day intervals.
<b>Timing</b>	Start the spray programme in early May and repeat at the interval for the chosen dose. Normally spray at least twice post-harvest.
<b>Remarks</b>	Apply in at least 300 l/ha water.
<b>Harvest interval</b>	7 days

### GOOSEBERRIES

<b>Dose</b>	Either: 0.7 l/ha at 7 day intervals. Or: 1.1 l/ha at 10 day intervals. Or: 1.4 l/ha at 14 day intervals.
<b>Timing</b>	Start the spray programme as soon as disease appears and repeat at the interval for the chosen dose.
<b>Harvest interval</b>	14 days
<b>Total dose</b>	Not to exceed 7 litres product per year.

### RASPBERRIES (outdoor)

<b>Dose</b>	Either: 1.1 l/ha at 10 day intervals. Or: 1.4 l/ha at 14 day intervals.
<b>Timing</b>	Start the spray programme as soon as disease appears and repeat at the interval for the chosen dose. On susceptible varieties an application at full flower will optimise protection of the fruit.
<b>Harvest interval</b>	8 days

**STRAWBERRIES (outdoor and protected)**

<b>Dose</b>	1.4 l/ha in 550 l/ha water.
<b>Timing</b>	Spray as soon as disease appears and repeat at 10-14 day intervals as required up to 3 applications per year.
<b>Harvest interval</b>	1 day
<b>Number of applications</b>	Not to exceed 3 per year.

**HOPS**

<b>Dose</b>	<p>Susceptible varieties: initially 1.4 l/ha increasing through 2.1 l/ha to 2.8 l/ha in proportion to bine development.</p> <p>Less susceptible varieties: 1.4 l/ha</p> <p>Apply in at least 1000 l/ha after burr. Do not exceed an aggregated dose of 14 l/ha between burr and harvest.</p>
<b>Timing</b>	Start the spray programme in May and repeat at 10-14 day intervals.
<b>Harvest interval</b>	14 days
<b>Number of applications</b>	Not to exceed 6 per year

**CUCUMBERS (protected crops)****MARROW AND COURGETTE (outdoor crops)**

<b>Dose</b>	200 ml per 100 litres water applied to just before the point of run-off.
<b>Timing</b>	Start the spray programme as soon as disease appears and repeat at 14 day intervals.
<b>Remarks</b>	Leaf spotting might occur when light levels are low. Test spray a few plants and observe over at least 10 days before spraying the total crop; use an alternative fungicide if unacceptable damage is observed. Strains of powdery mildew ( <i>Sphaerotheca fuliginea</i> ) resistant to bupirimate are common in the UK.
<b>Harvest interval</b>	2 days
<b>Number of applications</b>	Not to exceed 6 per year

**ROSES**

<b>Dose</b>	250 ml per 100 litres water applied to just before the point of run-off. Increase dose of initial spray to 380 ml per 100 litres water if powdery mildew is already present.
<b>Timing</b>	Start the spray programme before or as soon as disease appears and repeat at 10-14 day intervals.
<b>Remarks</b>	Puckering of soft leaves might occur when light levels are low. Avoid the use of the higher dose in this situation and test spray a few plants of each variety and observe over at least 14 days before spraying the total crop; use an alternative fungicide if unacceptable damage is observed.

**CHRYSANTHEMUM**

<b>Dose</b>	70 ml per 100 litres water applied to just before the point of run-off.
<b>Timing</b>	Spray before or as soon as disease appears and repeat at 10-14 day intervals.
<b>Remarks</b>	<p>Test spray a few plants of each variety and observe over a period to satisfy oneself of the safety of the treatment before spraying the total crop; use an alternative fungicide if unacceptable damage is observed.</p> <p>Bupirimate has performed satisfactorily on the following varieties: Helen, White Marble, Pink Marble, Bronze Nero, Red Regalia, Bronze Hazel Zwager, Peter Zwager, Evelyn Bush and Puriton.</p>

**BEGONIAS**

<b>Dose</b>	380 ml per 100 litres water applied to just before the point of run-off.
<b>Timing</b>	Spray as soon as disease appears and repeat at 14 day intervals until the plants are clear of powdery mildew. If disease has become established reduce the spray interval to 5-7 days until control has been achieved; thereafter spray at 14 day intervals.
<b>Remarks</b>	<p>Test spray a few plants of each variety and observe over a period to satisfy oneself of the safety of the treatment before spraying the total crop; use an alternative fungicide if unacceptable damage is observed.</p> <p>Bupirimate has performed satisfactorily on the following Rieger Begonia cultivars: Rot, Rot K, Rosa, Orange, Krefeld Orange and Goldorgange.</p> <p><b>Caution: Do not spray</b> flowering plants or those with buds showing colour as damage can be caused.</p>

## **MIXING**

**Invert the container several times and shake thoroughly before opening.** Half-fill the sprayer tank with clean water and put under agitation. Add the required quantity of Clayton Maritime via the top filter or filling device. Maintain agitation whilst topping up the tank to the required level and until the completion of spraying. Spray immediately after mixing. Wash all equipment thoroughly immediately after use.

## **SPRAY APPLICATION**

Apply with a hydraulic sprayer suited to the task. Use sufficient spray volume to ensure good cover of the crop with penetration of the spray into the middle of the trees and bushes as appropriate. In the absence of any other instructions apply Clayton Maritime in at least 300 litre of water per ha. Apply to dry foliage when rain is not forecast. Calibrate equipment before use. Do not allow mixed spray to stand for long periods e.g. during mealtimes or overnight.

## **COMPATIBILITY**

Clayton Maritime may be applied in tank-mix with certain other products. For information please consult your distributor.

**Caution:** do not apply Clayton Maritime in tank-mixture with any other product for application on cucumbers or begonias.

## **PROCESSED CROPS**

Processors should be consulted before treating crops intended for processing.

## **DISEASE RESISTANCE**

The use of multiple treatments of Clayton Maritime alone is not recommended. The alternate use of fungicides with a different mode of action or their use in tank-mixtures has been demonstrated to be effective in slowing the evolution of resistant strains.

---