



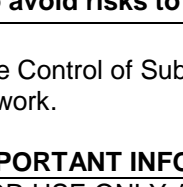
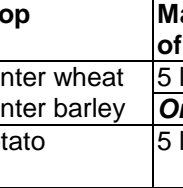
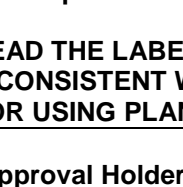
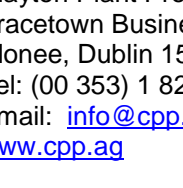




CLAYTON OBEY

Contains 800 g/l prosulfocarb in an emulsifiable concentrate. A herbicide for the control of certain annual grass weeds and a range of annual broad-leaved weeds in winter wheat, winter barley and potatoes, both early and maincrop. **MAPP 16405**

	<p>Contains prosulfocarb</p> <p>Flammable liquid and vapour May be fatal if swallowed and enters airways Causes skin irritation May cause an allergic skin reaction Causes serious eye irritation</p>
	<p>Very toxic to aquatic life with long lasting effects.</p>
	<p>Keep out of reach of children.</p>
	<p>Keep away from heat/sparks/open flames/hot surfaces.</p>
	<p>Do not eat, drink or smoke when using this product.</p>
	<p>Wear protective gloves/protective clothing/eye protection/face protection.</p>
	<p>IF SWALLOWED: Immediately call a POISON CENTRE or doctor/physician.</p>
	<p>IF ON SKIN: Wash with plenty of soap and water.</p>
	<p>IF IN EYES: Rinse cautiously with water for several minutes. Remove contact lenses, if present and easy to do. Continue rinsing.</p>
	<p>Do NOT induce vomiting.</p>
	<p>Collect spillage.</p>
	<p>Store in a well-ventilated place. Keep cool.</p>
	<p>Dispose of contents/container to a licensed hazardous-waste disposal contractor or collection site except for empty clean containers which can be disposed of as non-hazardous waste.</p>
<p>To avoid risks to man and the environment, comply with the instructions for use.</p>	

The Control of Substances Hazardous to Health (COSHH) Regulations may apply to the use of this product at work.

IMPORTANT INFORMATION

FOR USE ONLY AS AN AGRICULTURAL HERBICIDE			
Crop	Maximum individual dose of product	Maximum number of treatments	Latest time of application
Winter wheat	5 l/ha	One per crop	Before crop emergence
Winter barley	Or 3 l/ha	One per crop	Early tillering GS21
Potato	5 l/ha	One per crop	At emergence (soil rising over emerging potato shoots)
Other specific restrictions: Clayton Obey must not be applied via hand-held equipment.			
READ THE LABEL BEFORE USE. USING THIS PRODUCT IN A MANNER THAT IS INCONSISTENT WITH THE LABEL MAY BE AN OFFENCE. FOLLOW THE CODE OF PRACTICE FOR USING PLANT PROTECTION PRODUCTS.			

Approval Holder:-
 Clayton Plant Protection Ltd.,
 Bracetown Business Park
 Clonee, Dublin 15. Ireland.
 Tel: (00 353) 1 8210127
 Email: info@cpg.ag
www.cpg.ag

Contents: **xx L e**

Batch No:

PROTECT FROM FROST
 SHAKE THOROUGHLY BEFORE USE

Conditions of Supply: all goods supplied by us are of high quality and we believe them to be correct but, as we cannot exercise control over their storage, handling, mixing or use, or weather conditions before, during and after application which may affect the performance of the goods, all conditions and warranties, statutory or otherwise, as to the quality or fitness for any purpose of our goods are excluded, and no responsibility will be accepted by us or resellers for any failure in performance, damage or injury whatsoever arising from their storage, handling, application or use. These conditions cannot be varied by our staff or agents whether or not they supervise or assist in the use of such goods.

SAFETY PRECAUTIONS

Engineering control of operator exposure must be used where reasonably practicable in addition to the following personal protective equipment:

WEAR SUITABLE PROTECTIVE CLOTHING (COVERALLS) AND SUITABLE PROTECTIVE GLOVES when handling the concentrate or contaminated surfaces.

However, engineering controls may replace personal protective equipment if a COSHH assessment shows they provide an equal or higher standard of protection.

WASH CONCENTRATE from skin or eyes immediately.

WASH HANDS AND EXPOSED SKIN before eating and after work.

WASH ALL PROTECTIVE CLOTHING thoroughly after use, especially the insides of gloves.

If swallowed, do not induce vomiting; seek medical advice immediately and show the container or label.

Environmental protection

Do not contaminate water with the product or its container.

Do not clean application equipment near surface water.

Avoid contamination via drains from farmyards and roads.

Use appropriate containment to avoid environmental contamination.

To protect aquatic organisms, respect an unsprayed buffer zone distance to surface waters bodies in line with LERAP requirements.

This product qualifies for inclusion within the Local Environmental Risk Assessment for Pesticides (LERAP)



scheme. Before each spraying operation from a horizontal boom sprayer, either a LERAP must be carried out in accordance with CRD published guidance or the statutory buffer zone must be maintained. The results of the LERAP must be recorded and kept available for inspection for three years. **DO NOT ALLOW DIRECT SPRAY** from horizontal boom sprayers to fall within 5m of the top of the bank of a static or flowing water body, unless a Local Environmental Risk Assessment for Pesticides (LERAP) permits a narrower buffer

zone, or within 1 metre of the top of a ditch which is dry at the time of application. Aim spray away from water.

TAKE EXTREME CARE to avoid spray drift onto non-crop plants outside of the target area.

Storage and disposal

KEEP IN ORIGINAL CONTAINER, tightly closed, in a safe place.

This material and its container must be disposed of in a safe way.

RINSE CONTAINER THOROUGHLY by using an integrated pressure rinsing device or manually rinsing three times. Add washings to sprayer at time of filling and dispose of the container safely.

DIRECTIONS FOR USE

IMPORTANT: This information is approved as part of the Product Label. All instructions within this section must be read carefully in order to obtain safe and successful use of this product.

CROP CONDITIONS

Crops under stress or of reduced vigour due to other herbicides, water-logging, drought, frost or wide day/night temperature fluctuations, soil compaction, soil acidity, improper nutrition or other factors causing stresses that restrict crop growth, should not be treated with Clayton Obey. Crops subject to stress may become temporarily yellowed following treatment but normally recover fully.

WINTER WHEAT AND WINTER BARLEY

Make only one application per crop. Co-application with a suitable compatible product in a tank-mixture or further treatment with a suitable product may be required to control the spectrum of weeds occurring.

Time of Application	Rate of Application	Remarks
Either Pre-crop emergence shortly after drilling.	Clayton Obey at 5 l/ha in 200-400 l/ha water.	Apply to a fine, firm, moist seedbed free of clods. Crop seed must be covered by 3 cm of firm soil. Occasionally crop emergence may be delayed by this treatment but this is normally without effect upon yield.
Or Post-crop emergence from 1 leaf unfolded up to early tillering GS 21.	Clayton Obey at 3 l/ha in 200-400 l/ha water.	Apply over a fine, firm, moist seedbed free of clods. Crop seed must be covered by 3 cm of firm soil. Apply in tank-mixture or in sequence with an appropriate herbicide having suitable complementary activity.

EARLY AND MAINCROP POTATOES

Make only one application per crop. To control a wider spectrum of weeds, ideally apply Clayton Obey in tank-mixture with an approved partner product based upon linuron or metribuzin or diquat. Consult candidate product labels for their suitability and directions for their use. Always observe full label restrictions for any tank mix partner.

Time of Application	Rate of Application	Remarks
Pre-crop emergence up to the soil rising over emerging potato shoots.	Clayton Obey at 5 l/ha in 200-400 l/ha water.	Apply over fine, firm, ridges free of clods after the final ridging operations have been completed. Avoid soil disturbance after spraying.

APPLICATION

Apply through fan-jet nozzles as a MEDIUM spray (BCPC) ideally produced at 2-3 bar to give even coverage of the soil surface and any emerged weeds. Apply the recommended dose in 200-400 l/ha water. Do not spray wet foliage or when rain is expected in the short-term or frost is forecast (for emerged cereals); spray becomes rain-fast on weed leaves after one hour. Spray accurately and avoid overlapping spray swaths. Avoid spray drift out of the target area.

MIXING

Ensure that the spray equipment is clean and properly adjusted before use. Half-fill the spray tank with clean water and put under agitation. Shake the product in its container thoroughly before opening; add the required amount of Clayton Obey to the water in the spray tank. Fill the tank with more clean water to the required level and keep the mixture under agitation until completion of spraying. If tank-mixing, add each product separately to the spray tank and allow to disperse before adding the next product; take due note of any instructions given as to the order of mixing.

UNDERSOWN CROPS: Do not treat crops to be undersown with any other crop.

CULTIVATIONS

It is advisable to complete all cultivations before any application of Clayton Obey as soil disturbance tends to induce fresh weed germination.

WEED CONTROL

The susceptibility of weeds to the recommended pre-emergence application under good conditions for application and growth is indicated below. Weed control may be reduced under less than optimum conditions e.g. when the soil is dry.

Weed		Latest growth stage for susceptibility
Annual grasses		
Meadow-grass, annual	MS	Up to 3 leaves
Meadow-grass, rough-stalked	S	Pre-emergence
Silky-bent, loose	MS	Pre-emergence
Annual broad-leaves		
Chickweed, common	S	2 true-leaves
Cleavers	MS	To 1 whorl
Crane's-bill	S	Pre-emergence
Dead-nettle, red	S	Pre-emergence
Field-speedwell, common	S	To cotyledon stage
Field-speedwell, green	S	To cotyledon stage
Forget-me not, field	S	Pre-emergence
Nightshade, black	S	Pre-emergence
Pansy, field	R	-
Speedwell, ivy-leaved	S	To cotyledon stage
Speedwell, wall	S	Pre-emergence

S = susceptible MS = moderately susceptible R = resistant

Black-grass and Italian rye-grass populations are reduced by an application of Clayton Obey; however, Clayton Obey should only be used within a comprehensive programme and strategy for the control of these weeds.

Weed resistance: Strains of some annual grasses, e.g. black-grass, wild-oat and Italian rye-grass, have developed resistance to a range of herbicides which may lead to poor control from one or more products or mode of action. A strategy for preventing and managing such resistance should be adopted. Guidelines have been produced by the Weed Resistance Action Group and copies are available from the HGCA, CPA, your distributor, crop advisor or product manufacturer.

FOLLOWING CROPS

Field beans and broad beans **must not** be sown within 12 months of an application.

In the event of the failure of winter wheat or winter barley crop for any reason, winter wheat and winter barley may be sown/re-sown as required in the same autumn. A wider range of crops may be sown in the spring following the failure of a treated winter cereal crop as per the following table:

Ploughing optional before sowing:	Ploughing to 15 cm depth required before sowing:
Spring barley	Carrots
Spring oats	Lettuce
Spring wheat	Onions
Spring oilseed rape	Potatoes
Spring peas	Sugar beet
Flax	
Maize	
Sunflowers	

After treatment of potatoes: Following normal harvest or crop failure for any reason, winter barley, winter oats and winter wheat may be sown in the autumn; ploughing before the sowing of these crops is optional.

AFTER USE

Immediately after use, clean the spray equipment thoroughly. Drain the system completely and rinse spray tank, boom and nozzles two to three times with clean water until the foam and all traces of product have been removed.