




CLAYTON SPARTA

Contains 50 g/l lambda-cyhalothrin with solvent naphtha (petroleum), light aromatic in an emulsifiable concentrate. For the control of aphids, caterpillars and certain other pests in the listed agricultural and horticultural crops. MAPP 13457

  	<p>Clayton Sparta contains 50g/L lambda-cyhalothrin and solvent naphtha</p> <p>Signal word: DANGER</p> <p>Flammable liquid and vapour</p> <p>Harmful by inhalation Harmful if swallowed May be fatal if swallowed and enters airways. Vapours may cause drowsiness and dizziness IF INHALED: Remove victim to fresh air and keep at rest in a position comfortable for breathing. IF SWALLOWED: Immediately call a POISON CENTRE or doctor/physician Do NOT induce vomiting Causes serious eye irritation IF IN EYES: Rinse cautiously with water for several minutes. Remove contact lenses, if present and easy to do. Continue rinsing</p> <p>DANGEROUS FOR THE ENVIRONMENT Very toxic to aquatic organisms, may cause long-term adverse effects in the aquatic environment</p> <p>Dispose of contents/container to a licensed hazardous-waste disposal contractor or collection site except for empty clean containers which can be disposed of as non-hazardous waste.</p>
<p>To avoid risks to human health and the environment, comply with the instructions for use.</p>	

The Control of Substances Hazardous to Health (COSHH) Regulations may apply to the use of this product at work.

IMPORTANT INFORMATION: FOR USE ONLY AS AN AGRICULTURAL/HORTICULTURAL INSECTICIDE			
Crop	Maximum individual dose of product	Maximum total dose of product	Latest time of application
Barley, wheat	100 ml/ha	400 ml/ha/crop	Before late milk stage
Oats	100 ml/ha	400 ml/ha/crop	Before watery ripe stage
Winter oilseed rape	150 ml/ha	450 ml/ha/crop	Before end of flowering
Spring oilseed rape	150 ml/ha	450 ml/ha/crop	6 weeks before harvest
Combining pea, vining pea, edible podded pea, field bean	150 ml/ha	300 ml/ha/crop	25 days before harvest
Potato	150 ml/ha	600 ml/ha/crop	-
Sugar beet	150 ml/ha	300 ml/ha/crop	8 weeks before harvest
Pear	180 ml/ha	540 ml/ha/year	7 days before harvest
<p>Other specific restrictions</p> <ol style="list-style-type: none"> 1. A minimum interval of 14 days must be observed between applications to wheat, barley, oats and pears. 2. A minimum interval of 7 days must be observed between applications to oilseed rape, combining pea, vining pea, edible podded pea, field bean, potato and sugar beet. 3. A maximum 4 applications per crop must not be exceeded. <p>READ THE LABEL BEFORE USE. USING THIS PRODUCT IN A MANNER THAT IS INCONSISTENT WITH THE LABEL MAY BE AN OFFENCE. FOLLOW THE CODE OF PRACTICE FOR USING PLANT PROTECTION PRODUCTS.</p>			

SAFETY PRECAUTIONS

Operator protection

Engineering control of operator exposure must be used where reasonably practicable in addition to the following personal protective equipment:

WEAR SUITABLE PROTECTIVE CLOTHING (COVERALLS), SUITABLE PROTECTIVE GLOVES AND FACE PROTECTION (FACESHIELD) when handling the concentrate.

However, engineering controls may replace personal protective equipment if a COSHH assessment shows they provide an equal or higher standard of protection.

Wear suitable protective clothing, gloves and eye/face protection.

In case of insufficient ventilation wear suitable respiratory equipment.

WASH CONCENTRATE from skin or eyes immediately.

DO NOT BREATHE VAPOUR/SPRAY.

WHEN USING DO NOT EAT, DRINK OR SMOKE.

WASH ALL PROTECTIVE CLOTHING thoroughly after use, especially the insides of gloves.

WASH HANDS AND EXPOSED SKIN before eating, drinking or smoking and after work.

If swallowed, do not induce vomiting: seek medical advice immediately and show this container or label.

Environmental protection

Do not contaminate water with the product or its container. Do not clean application equipment near surface water. Avoid contamination via drains from farmyards and roads. Use appropriate containment to avoid environmental contamination.

To protect aquatic organisms, respect an unsprayed buffer zone distance to surface waters bodies in line with LERAP requirements.



DO NOT ALLOW DIRECT SPRAY from horizontal boom sprayers to fall within 5m of the top of the bank of a static or flowing water body, or within 1m of the top of a ditch which is dry at the time of application. Aim spray away from water. THIS PRODUCT IS NOT ELIGIBLE FOR BUFFER ZONE REDUCTION UNDER THE LERAP HORIZONTAL BOOM SPRAYERS SCHEME.



This product qualifies for inclusion within the Local Environmental Risk Assessment for Pesticides (LERAP) scheme FOR BROADCAST AIR-ASSISTED SPRAYERS ONLY. DO NOT ALLOW DIRECT SPRAY from broadcast air-assisted sprayers to fall within 38m of the top of the bank of a static or flowing water body, unless a Local Environment Risk Assessment for Pesticides (LERAP) permits a narrower buffer zone, or within 5m of the top of a ditch which is dry at the time of application. Aim spray away from water.

Before each spraying operation from a broadcast air-assisted sprayer, either a LERAP must be carried out in accordance with CRD published guidance or the statutory buffer zone must be maintained. The results of the LERAP must be recorded and kept available for three years.

TO PROTECT NON-TARGET INSECTS/ARTHROPODS respect an untreated buffer zone of 5m to non-crop land (**see Directions for Use**).

Storage and disposal

KEEP AWAY FROM FOOD, DRINK AND ANIMAL FEEDING STUFFS.

KEEP IN ORIGINAL CONTAINER, tightly closed, in a safe place.

KEEP OUT OF REACH OF CHILDREN.

This material and its container must be disposed of in a safe way.

DO NOT RE-USE CONTAINER for any purpose.

WASH OUT CONTAINER THOROUGHLY, empty washings into spray tank, and dispose of safely.

Marketed by: - Clayton Plant Protection Ltd., Bracetown Business Park CLONEE, Dublin 15, Ireland. Tel: (00 353) 1 8210127 www.cpp.ag Email : info@cpp.ag	Contents: 0.25-5 litres Batch No. UN1993 PROTECT FROM FROST STORE IN A COOL DARK PLACE
--	--

Approval holder: Sparta Research Ltd., 82 North Main Street, Bandon, Co. Cork, Ireland.

Conditions of Supply: all goods supplied by us are of high quality and we believe them to be correct but, as we cannot exercise control over their storage, handling, mixing or use, or weather conditions before, during and after application which may affect the performance of the goods, all conditions and warranties, statutory or otherwise, as to the quality or fitness for any purpose of our goods are excluded, and no responsibility will be accepted by us or resellers for any failure in performance, damage or injury whatsoever arising from their storage, handling, application or use. These conditions cannot be varied by our staff or agents whether or not they supervise or assist in the use of such goods.

DIRECTIONS FOR USE

IMPORTANT: This information is approved as part of the Product Label. All instructions within this section must be read carefully in order to obtain safe and successful use of this product.

WHEAT, BARLEY, OATS

Pest	Treatment advice	Dose
<p>Aphids on wheat - to control the aphid vectors of barley yellow dwarf virus (BYDV) affecting winter wheat.</p> <p><i>Aphids are more easily found on warmer, sunny days.</i></p>	<p>High BYDV risks (such as recognised BYDV areas; early drilled crops; after grass crops, grassy set-aside or weed grasses)</p> <p>Spray crops drilled before October in mid-October or as soon as aphids are found in the crop. Repeat at end- October to early November at the end of aphid migration if aphids are still present in the crop.</p> <p>For crops drilled in October follow the recommendations for 'Low BYDV risks'.</p> <p>Low BYDV risks Only spray crops proven to be at risk after aphid counts or upon professional advice. Spray crops drilled up to mid-September in mid-October. Spray crops sown after mid-September and those after recently ploughed grassland or stubbles with many weeds or cereal volunteers and in which aphids are present at end- October to early-November.</p>	<p>100 ml/ha in 200 l/ha water</p>
<p>Yellow cereal fly (<i>Opomyza florum</i>) on winter wheat</p>	<p>Spray at egg hatch from end-January or early-February onwards. The earliest emerged crops are most at risk. Sprays applied for the control of autumn aphids will also give some control of this pest.</p>	<p>100 ml/ha in 200 l/ha water</p>
<p>Summer aphids</p>	<p>Apply according to professional advice on threshold aphid numbers relating to the locality; for best control apply after ear emergence GS 50 but before GS 77 for wheat and barley or before the grain watery ripe stage GS 71 of oats.</p> <p>In the early stages of infestation, aphid colonies may develop in certain areas of a crop, often on the headlands. Early treatment of the limited areas where infestations have occurred is strongly recommended.</p>	<p>100 ml/ha in 200- 300 l/ha water</p>

WINTER AND SPRING OILSEED RAPE

Pest	Treatment advice	Dose
<p>Flea beetle</p>	<p>Spray as soon as an attack occurs. Repeat after 10-14 days if the attack persists.</p>	<p>150 ml/ha in 200 l/ha water.</p>
<p>Pollen beetle.</p>	<p>Spray at green bud to yellow bud if damaging levels of pollen beetle occur. Repeat before yellow bud if necessary.</p>	<p>150 ml/ha in 200- 300 l/ha water.</p>
<p>Cabbage seed weevil Brassica pod midge</p>	<p>Winter crops Spray at about 75% petal fall complete if damaging levels of cabbage seed weevil occur.</p> <p>Spring crops Spray from the green-yellow bud stage if damaging levels of cabbage seed weevil occur. Repeat up to mid-late flowering at about 75% petal fall complete if necessary.</p>	<p>150 ml/ha in 200- 300 l/ha water.</p>

FIELD BEANS AND PEAS

Pest	Treatment advice	Dose
Pea and bean weevil	For reduction of damage, spray if severe leaf notching or feeding by adult weevils upon the growing points during the early growth stages is seen or anticipated (usually on the headlands). Repeat after 2-3 weeks if fresh leaf notching is occurring.	150 ml/ha in 200-300 l/ha water (field beans) or in 200 l/ha water (peas).
Pea moth in peas	Apply to crops in flower according to counts in pheromone traps or upon professional advice. Do not spray flowering crops in the heat of the day when bees are most active. Combining peas: spray on estimated date or, for later crops, at full flower. Repeat 10-14 days after the first spray. Vining and edible podded peas: spray once on the estimated date.	100 ml/ha in 300-600 l/ha water.
Pea aphid in peas	Spray flowering crops when thresholds are reached or upon professional advice. Regular monitoring of the crop is recommended especially after flowering. Repeat if necessary. Tank-mixture with pirimicarb MAPP 10515 at 140 g/ha is recommended to control established colonies and for use in dense foliage. If aphids are the only pest present and are well established amongst a dense crop canopy it is advisable to spray pirimicarb MAPP 17401 alone at 280 g/ha.	100 ml/ha in 300-600 l/ha water.

POTATOES

Pest	Treatment advice	Dose
Aphids	Seed crops Spray upon professional advice or immediately threshold levels are reached. Normally the first spray is applied at 80% crop emergence. Repeat at 7-14 days as necessary whilst aphids present a risk. To discourage aphid feeding (so as to minimise virus transmission) and to control aphids already in the crop use Clayton Sparta in mixture with another insecticide with an alternative mode of action. Observe any label restrictions on the partner product. Ware crops Spray upon professional advice or immediately threshold levels are reached. Repeat after 14 days if necessary. Use Clayton Sparta for the control of <i>Macrosiphum euphorbiae</i> and other aphid pests. If the presence of resistant strains of <i>Myzus persicae</i> is known or suspected do not use Clayton Sparta. An alternative insecticide (not a pyrethroid) should be used.	150 ml/ha in at least 400 l/ha water. Increase water volume to 600 l/ha when the foliage is dense. <i>Do not exceed 4 applications per crop.</i>

SUGAR BEET

Pest	Treatment advice	Dose
Flea beetle	Spray as soon as an attack occurs. Repeat after 10-14 days if the attack persists.	150 ml/ha in 200 l/ha water.
Leaf miner	Spray at egg hatch, normally end-May to early-July.	150 ml/ha in 200 l/ha water.
Cutworm	Spray at egg hatch or upon professional advice. Repeat 10-14 days later.	150 ml/ha in 400-1000 l/ha water.

PEARS

Pest	Treatment advice	Dose
Pear sucker	Normally spray late February to early March when eggs are being laid. A spray might be needed in summer, with a repeat application 2-3 weeks later, if the pest is unchecked in the absence of predators.	180 ml/ha in 200-2000 l/ha water.

RESISTANT STRAINS

Strains of some aphid species are resistant to many aphicides. Where strains resistant to products containing lambda-cyhalothrin occur, Clayton Sparta is unlikely to give satisfactory control. Repeat treatments are likely to result in lower levels of control.

Pear suckers resistant to one or more groups of insecticides are widespread. Where strains resistant to products containing lambda-cyhalothrin occur, Clayton Sparta is unlikely to give satisfactory control. Where repeat treatments are necessary use different active ingredients.

To ensure maximum and prolonged effectiveness and to minimise the likelihood of resistant strains of pest developing, it is recommended that a non-pyrethroid insecticide is incorporated into annual spray programmes. Control will be reduced where strains of pests resistant to Clayton Sparta develop.

For information on the potential development and management of pyrethroid resistance in pollen beetle please consult the latest IRAG and HGCA guidance.

CROP AND WEATHER CONDITIONS

Crops affected by drought, physical damage, herbicide or other stress should not be treated. Apply only to dry foliage, free of frost and ice.

MIXING

Part-fill the spray tank with clean water and put under agitation. Shake the container thoroughly before pouring and mix in the required volume of Clayton Sparta through the top filter or filling device. Spray immediately after mixing and keep under agitation until sprayed out. When tank-mixing, add each product separately to the spray tank.

APPLICATION

Apply the recommended dose as a MEDIUM spray (BCPC) in the recommended volume of water using the highest volume in the densest crops. Ensure good cover of the crop leaves.

PROTECTION OF NON-TARGET INSECTS OR OTHER ARTHROPODS

Observe the following to reduce effects on non-target insects or other arthropods.

For applications to cereals: DO NOT SPRAY WITHIN 5 M OF THE FIELD BOUNDARY.

For applications to other arable and vegetable crops using tractor-mounted boom sprayers: avoid application within 5 m of the field boundary.

For applications to pears using broadcast air-assisted sprayers: use the best available application technique which minimises off-target spray drift.

Bees

If oilseed rape is to be sprayed during flowering, then spray in the evening or on a cloudy day when bees are not active in the crop. Advise local beekeepers at least 2 days in advance of spraying if possible

PROCESSED CROPS

Consult processors before treating crops being grown for processing.

COMPATIBILITY

Clayton Sparta is physically compatible in a tank mixture with pirimicarb MAPP 17401

When tank-mixing follow the Directions for Use of the partner product together with those of this label.

Spray all tank mixtures immediately after mixing.

EQUIPMENT MAINTENANCE

Immediately after use wash the spraying machine and all utensils thoroughly with clean water and a wetting agent recommended for the cleaning of application equipment.